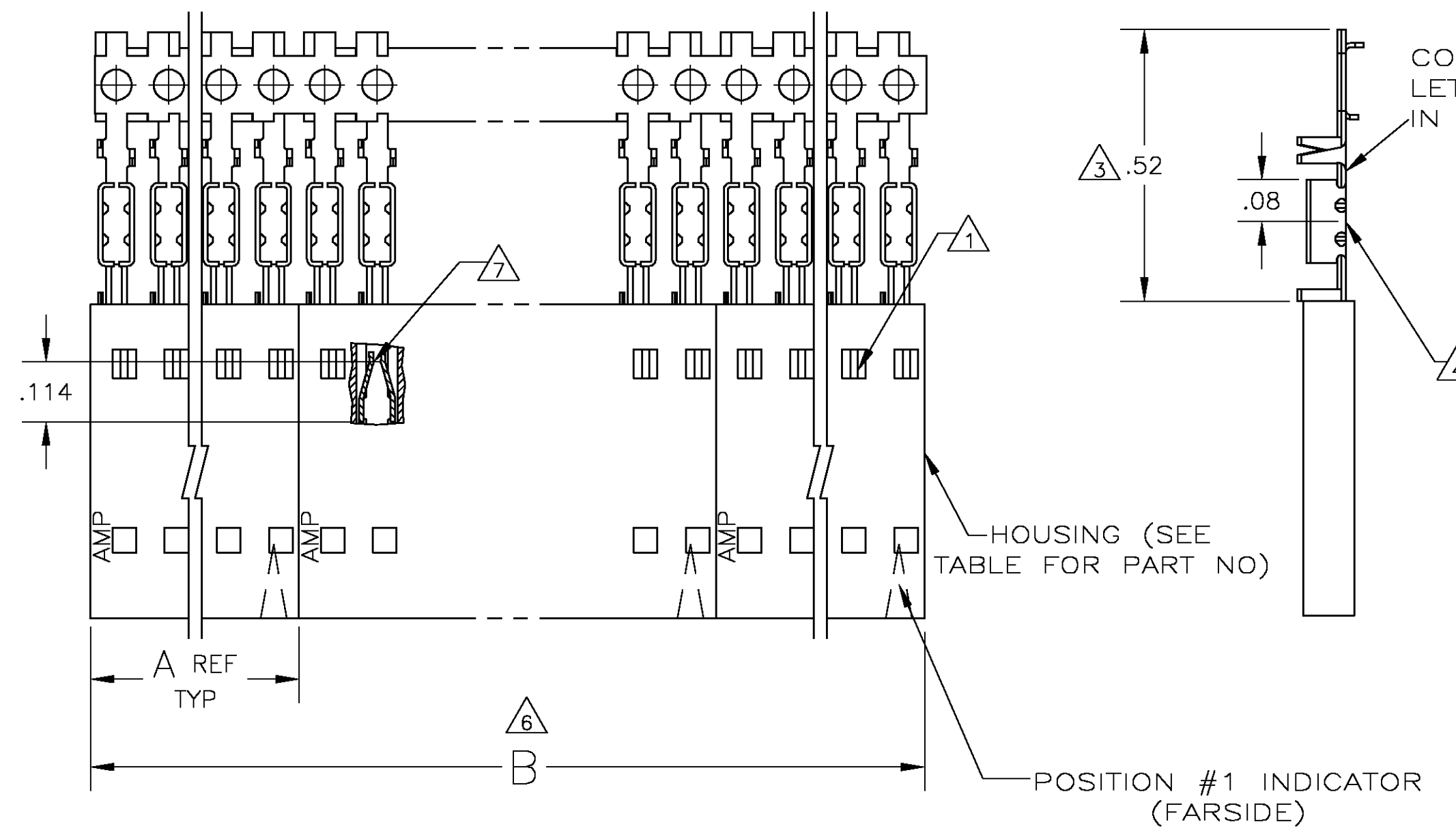
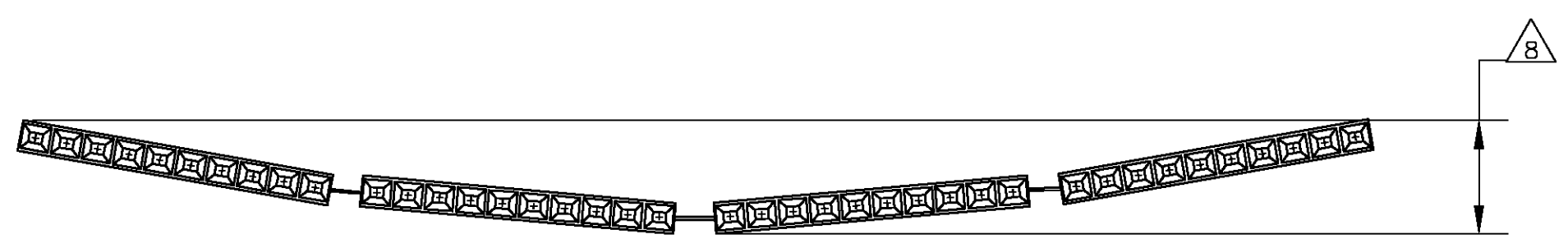
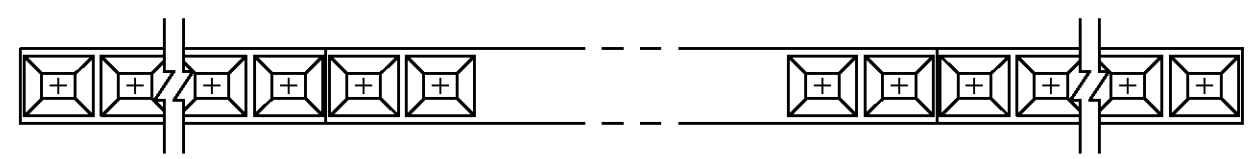


THIS DRAWING IS UNPUBLISHED. RELEASED FOR PUBLICATION  
 © COPYRIGHT BY TYCO ELECTRONICS CORPORATION. ALL RIGHTS RESERVED.

LOC		DIST		REVISIONS			
P	LTR	DESCRIPTION		DATE	DWN	APVD	
	K	EC 063C 0760 04		25DEC04	BSV	JLG	



- 1 CONTACTS ARE LATCHED INTO THE PRELOAD WINDOWS.
- 2 USE WITH #26-#30 AWG WIRE SIZE, .054/.030 INSULATION DIAMETER, .015 MAXIMUM INSULATION THICKNESS.
- 3 THE DIMENSION APPLIES WITH THE FORWARD PRELOAD STOP IN CONTACT WITH THE HOUSING SURFACE.
- 4 POINT OF MEASUREMENT FOR PLATING THICKNESS.
- 5 FOR INDIVIDUAL ASSEMBLIES SEE PART NUMBER 103903
- 6 ASSEMBLIES ARE JOINED BY THE CARRIER STRIP. ORDER QUANTITY REFLECTS TOTAL NUMBER OF INDIVIDUAL ASSEMBLIES REQUIRED. SEE TABLE FOR NUMBER OF ASSEMBLIES PER STRIP.
- 7 POINT OF MEASUREMENT FOR PLATING THICKNESS (INSIDE BEAMS)
- 8 MAXIMUM ALLOWABLE BOW OF ASSEMBLY NOT TO EXCEED .055
- 9 .000030 GOLD IN THE CONTACT AREA, .000100-.000200 BRIGHT TIN-LEAD ON THE TERMINATION AREA, ALL OVER .000050 NICKEL.
- 10 .000030 GOLD IN THE CONTACT AREA, .000100-.000200 BRIGHT TIN ON THE TERMINATION AREA, ALL OVER .000050 NICKEL.
- 11 .000030 GOLD IN THE CONTACT AREA, .000100-.000200 MATTE TIN ON THE TERMINATION AREA, ALL OVER .000050 NICKEL.



EXAMPLE: STRIP ASSEMBLY  
SCALE 2:1

11	2	2.40	1.198	1-103688-1	12	6-103979-1
11	2	2.20	1.098	1-103688-0	11	6-103979-0
11	2	2.00	.998	103688-9	10	5-103979-9
11	2	1.80	.898	103688-8	9	5-103979-8
11	2	1.60	.798	103688-7	8	5-103979-7
11	2	1.40	.698	103688-6	7	5-103979-6
11	4	2.39	.598	103688-5	6	5-103979-5
11	4	1.99	.498	103688-4	5	5-103979-4
11	5	1.99	.398	103688-3	4	5-103979-3
11	8	2.40	.298	103688-2	3	5-103979-2
11	10	2.00	.198	103688-1	2	5-103979-1
9	2	2.40	1.198	1-103688-1	12	1-103979-1
9	2	2.20	1.098	1-103688-0	11	1-103979-0
9	2	2.00	.998	103688-9	10	103979-9
9	2	1.80	.898	103688-8	9	103979-8
9	2	1.60	.798	103688-7	8	103979-7
9	2	1.40	.698	103688-6	7	103979-6
9	4	2.39	.598	103688-5	6	103979-5
9	4	1.99	.498	103688-4	5	103979-4
10	5	1.99	.398	103688-3	4	103979-3
9	8	2.40	.298	103688-2	3	103979-2
9	10	2.00	.198	103688-1	2	103979-1
PLATING	6	B	A	HOUSING PART NUMBER	NO OF POSN	ASSEMBLY PART NUMBER ON STRIP

THIS DRAWING IS A CONTROLLED DOCUMENT.

DWN L.MAYER 5 NOV 86  
 CHK P.C.DEJONG 12 NOV 86  
 APVD P.C.DEJONG 12 NOV 86

**tyco** Tyco Electronics Corporation  
 Harrisburg, Pa 17105-3608

NAME: RCPT ASSY, AMPMODU MTE, SINGLE  
 ROW, .100 C/L  
 FOR #26-30 AWG WIRE SIZE, STRIP FORM

PRODUCT SPEC: 108-25034  
 APPLICATION SPEC: 114-25026

SIZE: A2 CAGE CODE: 00779 DRAWING NO: C=103979

MATERIAL: HOUSING: SEE TABLE

WEIGHT: -

CUSTOMER DRAWING

SCALE: 4:1 SHEET: 1 OF 1 REV: K